


# LEAF PATTERNS

Cut and paste to finish the leaf patterns






Use to  
complete  
the leaf  
pattern  
page or,  
make  
your own  
pattern.

# LEAF COUNTING

Circle the number that matches the number of leaves in each box.



1 2 3



4 5 6




2 3 4



3 4 5

# LEAF COUNTING

Circle the number that matches the number of leaves in each box.



1    3    5



7    9    3



2    4    6






2    3    4

# LEAF SIZE SORT

SMALL












MEDIUM

BIG













# LEAF COLOR SORT

CUT OUT AND SORT THE LEAVES BY COLOR



# LEAF COLOR SORT


CUT OUT AND SORT THE LEAVES BY COLOR





# THUMB PRINT TREE

USE FINGERPAINT TO STAMP LEAVES ON TO THE TREE



# LEAF LETTER MATCH

MATCH THE UPPERCASE LETTER TO THE LOWER CASE LETTER



L

e

E


f

A

i

F

a



l

e

a

f